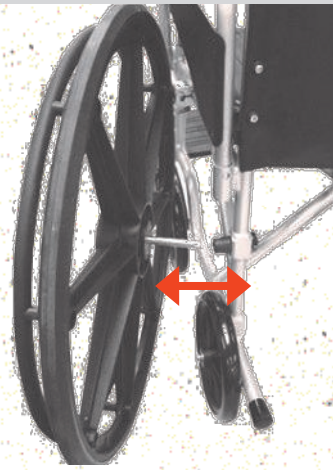


Usage guide

Pull up center to fold. Grasp front edge and rear edge for best results.

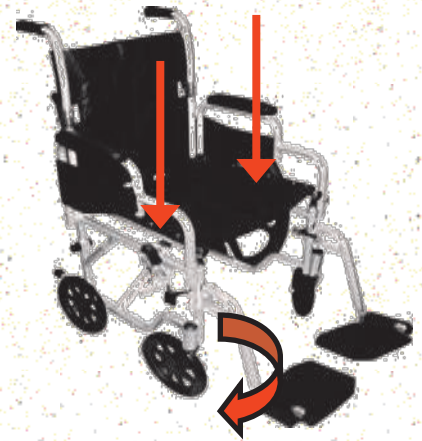


Release backrest for compact stowage. Lift to click for usage.



- Lift slightly to install 24" wheels
- Push soft cap until click is heard

Push down each side to lock in open position



Unlock footrest and swing to side for easy entry

Safety guide

SAFETY is key. The companion or attendant should be familiar with proper transfer and assistive procedures. Please consult a health or medical professional regarding your individual abilities or needs. Consider the users abilities before negotiating inclined ramps. Consult a health professional for advise.

- Engage each rear wheel lock before transferring IN or OUT of the STRATUS. Make sure the front castors are in the forward facing position to prevent unexpected side movement of the chair.
- Please sit with your back fully against the backrest. Lap belt may be used while in motion. Leaning to the side while sitting may cause imbalance. Please ask for assistance. Sliding forward may cause tipping.
- Adjust the height of each footplate for optimal comfort and safety. Keep the footplates 2 or 3 inch from the ground for proper clearance. **DO NOT STEP** on the footplates when rising or transferring out of the chair.

NOTE: STRATUS should not be used as a seat in any motor vehicle; NOT FDA standard.

Maintenance guide

- Please wipe the metal with a clean soft cloth every week. Dirt and debris will shorten the useful life of this product. Polish metal regularly with automotive wax or similar outdoor use liquid cleaner.
- Dry immediately if any part of this chair gets wet. Standing water may adversely affect the bearings and rotating components of this chair. Rubber wheels need to wiped clean monthly to maintain optimal condition. Cracked or worn rubber parts should be replaced immediately.
- Upholstery may be cleaned with a mild soap. Please rinse and dry at once.
- Inspect periodically for wear. Contact your authorized Health Circle retailer if any component exhibits wear or if the upholstery is torn or frayed or otherwise may not support users weight.
- Tighten the wheel axel if any side-to-side wobble should develop.

Your authorized Health Circle retailer will help you adjust or inspect or repair this product.

STRATUS

Transport + Wheelchair



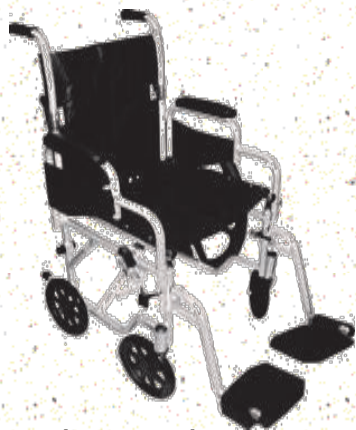
www.myhealthcircle.us



STRATUS Transport + Wheelchair

 **Health
Circle**

1350 Buffalo Rd. Ste 15
Rochester, NY 14624



Light-weight
Companion chair



+ Quick-release
24" drive wheel



= Convertible
Light wheelchair

- Swing away foot rests
- Breathable Nylon
- Removable arm rests
- Fold down back
- Two brake systems
- Compact folding

This product has been made exclusively for Health Circle

Made in China

Limited Lifetime Warranty

- This **STRATUS** convertible transport/wheelchair is warranted by Health Circle to be defect free in materials and workmanship for the lifetime of the original consumer.
- If any covered defect is discovered; Health circle will repair or replace the unit at our discretion.
- This warranty covers normal and NOT abusive product usage. This warranty does not cover wear items and other non-durable components; including rubber accessories, fabric, padding, hand grips and casters.
- Lifetime warranty (of the original owner) on the side frames and cross-bar structure

300 LBS WEIGHT CAPACITY

Please see your authorized Health Circle retailer with any questions about the use, assembly or warranty of this product.

Your STRATUS convertible transport wheelchair is designed to enhance your mobility and provide years of trouble-free service.